



How to use this intersection

Turning left onto Ethel

1. On **green** bike signal, turn left into bike lane.
2. Yield to pedestrians & cyclists.
3. Watch for right turning vehicles.




To Harvey Ave

To Raymer Ave

Going through or turning right

1. On **green** bike signal, enter bike box on the left, turn bike south, and wait.
2. Proceed south with traffic on Ethel signal.
3. To continue east on Sutherland, turn bike east.
4. Proceed with traffic on Sutherland signal.




How to use this intersection

Turning right onto Ethel

1. Turn right into protected bike lane.
2. Yield to pedestrians.
3. Watch for turning vehicles.

Turning left onto Ethel

1. On **green** bike signal, enter bike box on the right. Yield to pedestrians.
2. Turn bike south.
3. Wait. Proceed with traffic on **green** Ethel signal.

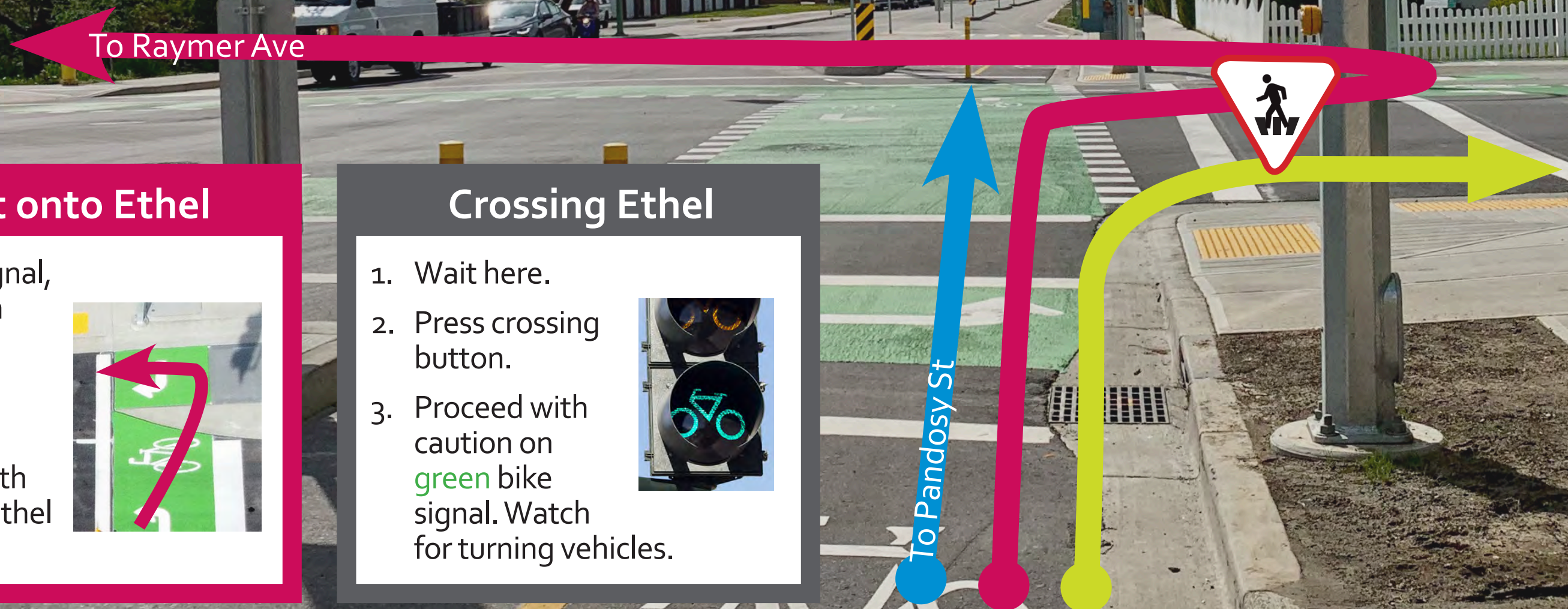


Crossing Ethel

1. Wait here.
2. Press crossing button.
3. Proceed with caution on **green** bike signal. Watch for turning vehicles.



To Pandosy St





How to use this intersection

To Gordon Rd

To Raymer Ave

To Pandosy St

Turning left onto Sutherland

Two-stage crossing:

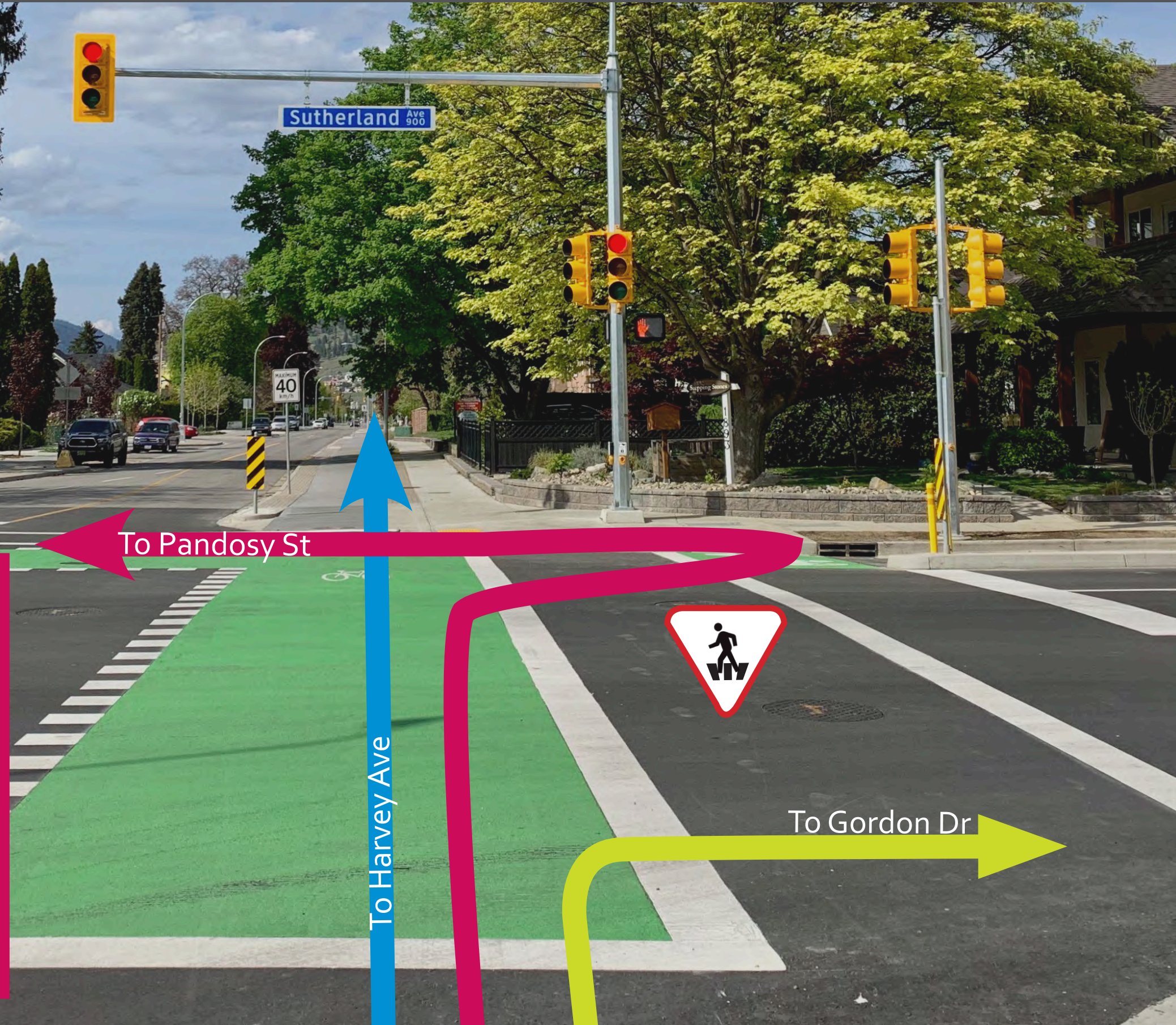
1. Proceed south with traffic on Ethel **green** signal.
2. Ride to the right, into the turn box on Sutherland. Yield to pedestrians.
3. Turn bike east. Proceed east with traffic on Sutherland **green** signal.

How to use this intersection

Turning left onto Sutherland

Two-stage crossing:

1. Proceed north with traffic on Ethel **green** signal.
2. Ride to the right, into the turn box on Sutherland. Yield to pedestrians.
3. Turn bike west. Proceed on **green** bike signal. Watch for turning vehicles.

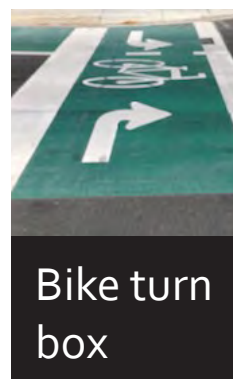




How to use this intersection

Turning right on Richter

1. On **green** bike signal, enter bike box to the left, turn bike, and wait.
2. Proceed with traffic upon Richter signal.



Turning left on Richter

1. On **green** bike signal, turn left into bike lane.
2. Yield to pedestrians and cyclists.
3. Watch for right turning vehicles.

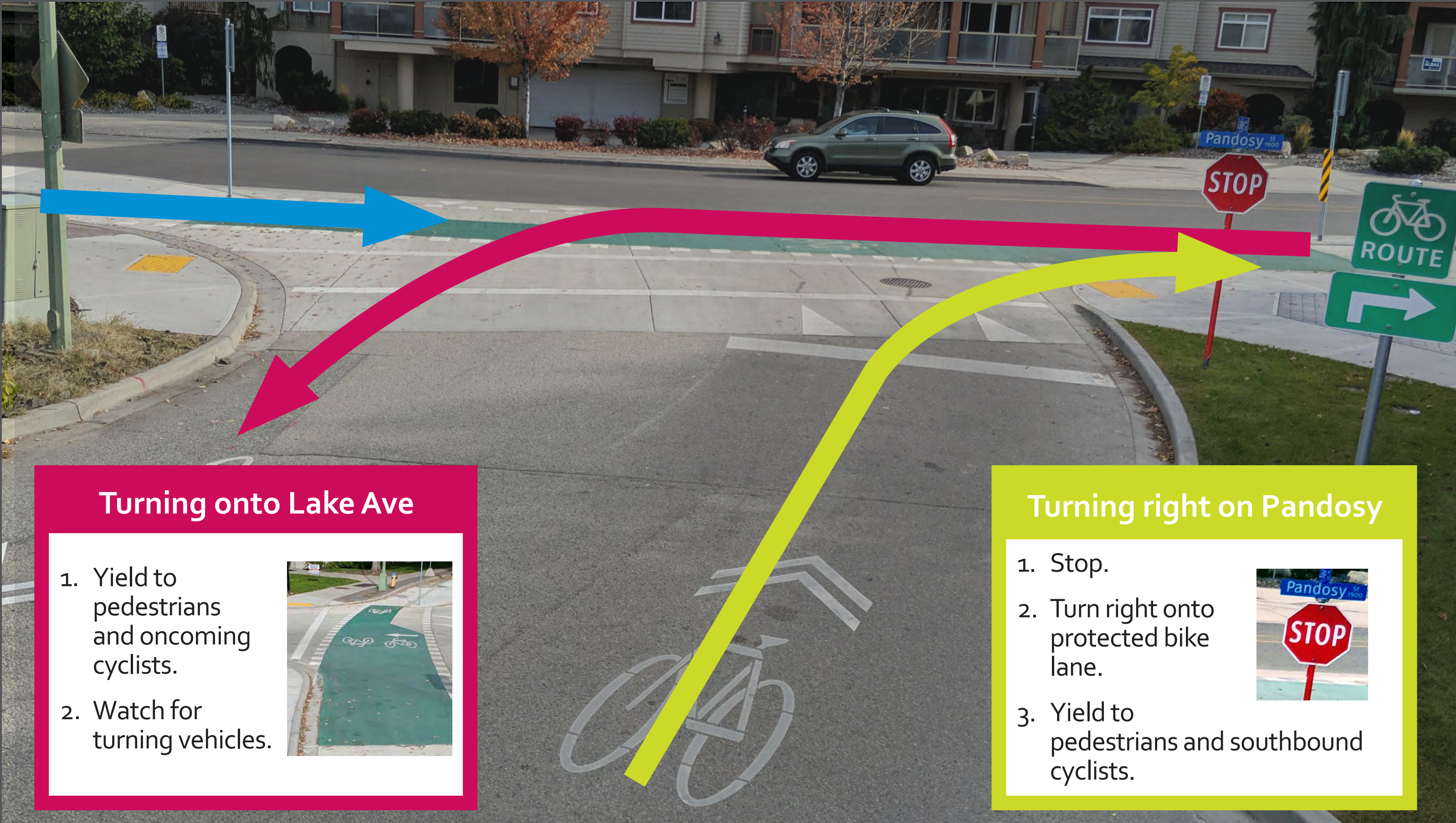


Crossing Richter

1. Wait here.
2. Press button.
3. Proceed with caution on **green** bike signal.



How to use this intersection



Turning onto Lake Ave

1. Yield to pedestrians and oncoming cyclists.
2. Watch for turning vehicles.



Turning right on Pandosy

1. Stop.
2. Turn right onto protected bike lane.
3. Yield to pedestrians and southbound cyclists.



How to use this intersection

Continuing on Pandosy

Merge with
vehicle traffic
within shared
lane.



Turning onto Sutherland

1. Wait here.
2. Press crossing
button.
3. Proceed with
caution on **green** bike signal.



Watch for pedestrians

At the
crosswalk,
yield to
pedestrians.





How to use this intersection

Turning right on Pandosy

At the
crosswalk,
yield to
pedestrians.



Turning left on Pandosy


1. Yield to southbound cyclists.
2. Merge with vehicles within the shared lane.



How to use this intersection

Turning left on Richter

1. On **green** bike signal, enter bike box on the right.
2. Turn bike and wait.
3. Proceed with traffic on Richter.



Crossing Richter

1. Wait here.
2. Press button.
3. Proceed with caution on **green** bike signal.



Turning right on Richter

- Turn right into bike lane.
- Yield to pedestrians.
- Watch for turning vehicles.

