

A few simple steps can help you meet fire code, follow City bylaws, and make your property safer using practices from Crime Prevention through Environmental Design (CPTED).

The Crime & Fire Prevention Checklist is your quick guide to safeguard your property, lower the risk of fire and theft, and prevent costly insurance issues or penalties.



### Crime and safety is a top priority in Kelowna

The Crime & Fire Prevention Checklist is a joint effort between the Kelowna Fire Department, Bylaw Services, and Community Safety teams.

### Need help with the checklist? Contact us.

For questions about fire safety:  
[fireprevention@kelowna.ca](mailto:fireprevention@kelowna.ca)

For questions about CPTED:  
[communitysafety@kelowna.ca](mailto:communitysafety@kelowna.ca)



City Hall  
1435 Water Street  
Kelowna, BC V1Y 1J4  
Tel 250-469-8500  
Fax 250-469-0000  
[kelowna.ca](http://kelowna.ca)






# CRIME & FIRE PREVENTION CHECKLIST









Protect your property from crime and fire



# CRIME & FIRE PREVENTION CHECKLIST







-  required by the Fire Code
-  required by City bylaws
-  best practice of Crime Prevention through Environmental Design (CPTED)

## Access & Security











- Post clear directional signs for entrances, exits, parking and fire lanes   
- Secure your property to prevent unauthorized access 
- Regularly repair broken lights, locks, and windows 
- Post hours of operation and no loitering/private property signage 
- Install CCTV cameras in strategic and highly visible locations 
- Ensure cameras are well-maintained and monitored when possible 











## Waste & Container Security

- Keep dumpsters 3m from buildings  
- Use metal lids and keep containers locked   
- Schedule regular pickups for pallets and recycling materials 

## Combustible Storage

- Keep combustibles like pallets, tires, and flammable materials 15m away from buildings and the property line  
- Limit storage height to 3m  
- Fence large storage areas (over 100m<sup>2</sup>)  
- Maintain 6m clearance between storage areas and grass/weeds  
- Prevent accumulation of combustible materials that create hazards  

## Landscaping & Visibility

- Install perimeter lighting around buildings and storage areas   
- Remove debris and shrubs within 1.5m of building 
- Prune trees for 2m clearance 
- Keep shrubs below 2 ft 
- Maintain landscaping neat and clean 
- Remove graffiti promptly 
- Apply FireSmart practices like removing dead vegetation and cleaning roofs and gutters of debris

