

# Bulletin: Decks

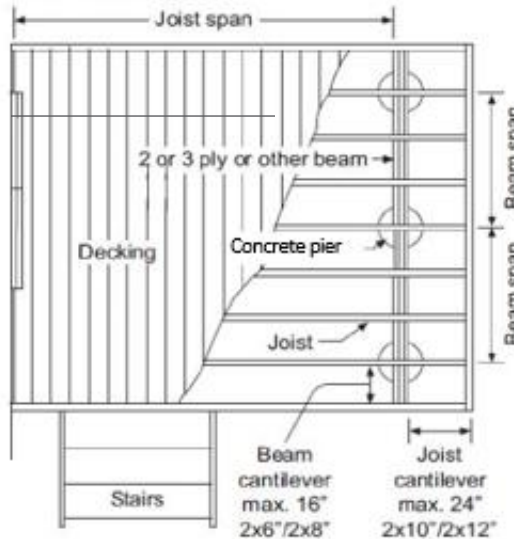
For a single-family dwelling



Bulletin # 17-02  
 Updated: August 1, 2022  
 Created: April 6, 2016

*This bulletin is for informational purposes only. Please be sure to consult the relevant City of Kelowna bylaw and Part 9 BCBC 2018.*

## Framing Details

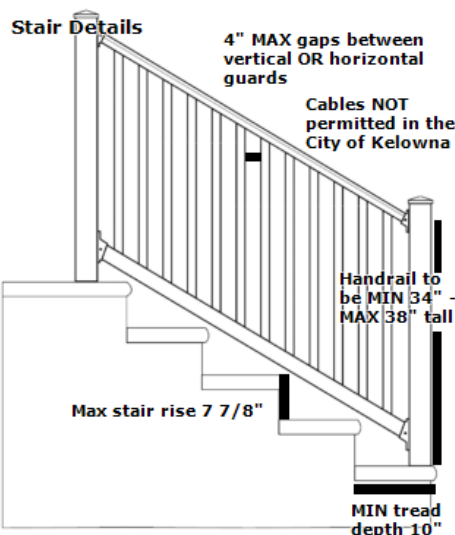


NOTE: Maximum cantilevers apply when joists carry uniform distributed roof loads. Other point loads to transfer directly to the foundation.

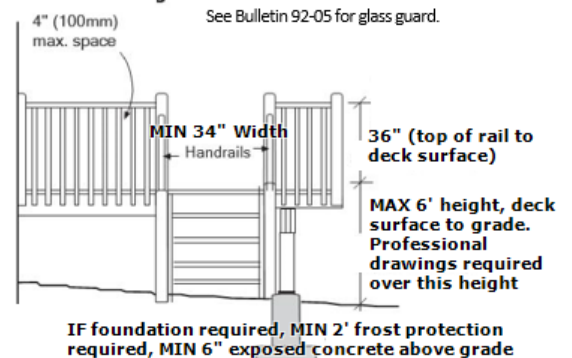
Maximum Framing Spans				
Joist	Span 16" o.c.	Span 24" o.c.	Beam	Post Spacing
2 x 6"	9' - 2"	7' - 11"	3-2" x 8"	9' - 2"
2 x 8"	11' - 10"	9' - 8"	3-2" x 8"	8' - 5"
2 x 10"	14' - 3"	11' - 10"	3-2" x 10"	8' - 11"
2 x 12"	16' - 1"	13' - 9"	3-2 x 12"	9' - 9"

## General Requirements

- A Foundation is required when a deck is attached to a dwelling and if the deck is to have a roof or other enclosure (min. 2 ft frost protection).
- Detailed drawings to accompany application.
- Joist spans or cantilevers longer than those noted in Part 9 of BCBC 2018 will require a sealed design by a registered structural engineer.
- Include connection details to house, beams, columns, foundations, and guardrails, at minimum.



## Guardrail Design



**Cable guards (horizontal and vertical) NOT permitted in the City of Kelowna. Guards MUST BE non climbable. No permanent fixtures allowed adjacent to guards (ie benches). IF deck surface to grade is UNDER 4.2 metres, structural horizontal guards allowed. Consult with Building Inspector.**

**Building and Permitting**  
 1435 Water Street  
 Kelowna, BC V1Y 1J4  
 TEL 250-469-8960  
 FAX 250-862-3314  
 developmentservicesinfo@kelowna.ca

**See Checklist: Decks for SFD for full list of permit requirements**