










Bernard Avenue Revitalization






1. In a typical month, how many trips do you make to downtown Kelowna?

	Response Percent	Response Count
0	1.8%	9
1	4.6%	23
2	4.2%	21
3	4.8%	24
4	8.8%	44
5	3.6%	18
6	5.4%	27
7	3.0%	15
8 to 12	8.8%	44
More than 12	54.4%	271
I don't know	0.4%	2
answered question		498
skipped question		3

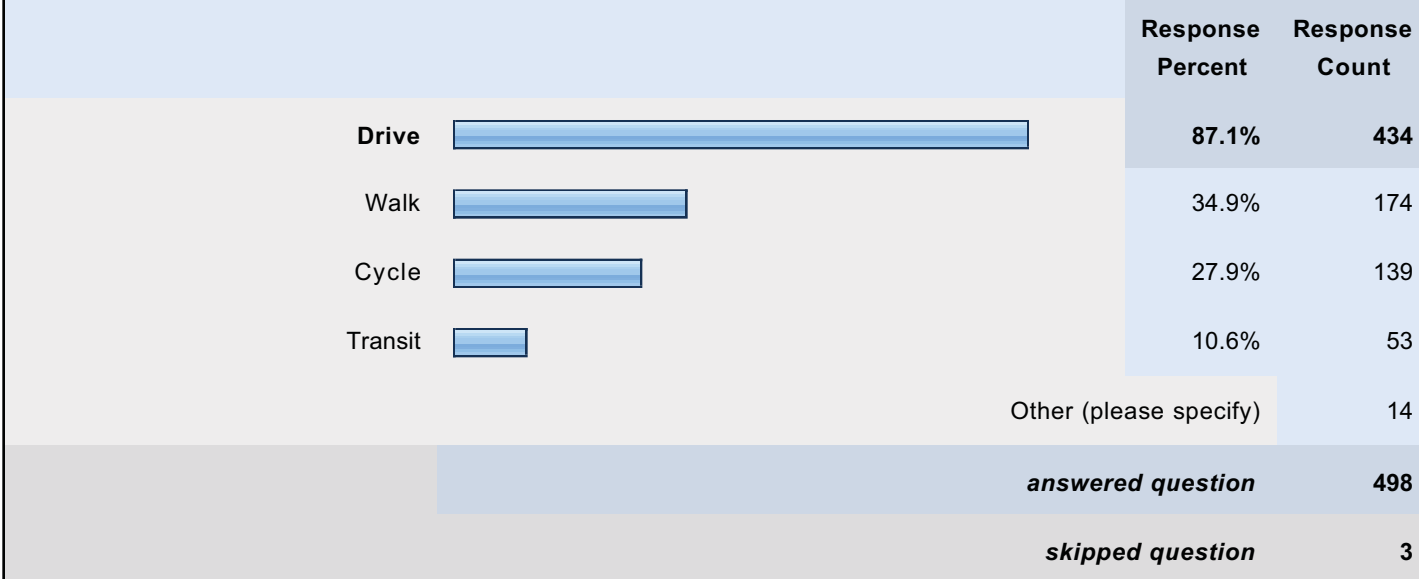
2. What is your reason for visiting downtown Kelowna? (Please check all that apply)

	Response Percent	Response Count
Shopping 	57.2%	285
Working 	40.8%	203
Professional Services 	25.5%	127
Dining 	71.3%	355
Entertainment 	58.4%	291
Beach front park amenities 	53.2%	265
Exercise/Walking 	52.4%	261
Activity with visitor 	34.1%	170
Other (please specify) 	14.1%	70
<i>answered question</i>		498
<i>skipped question</i>		3

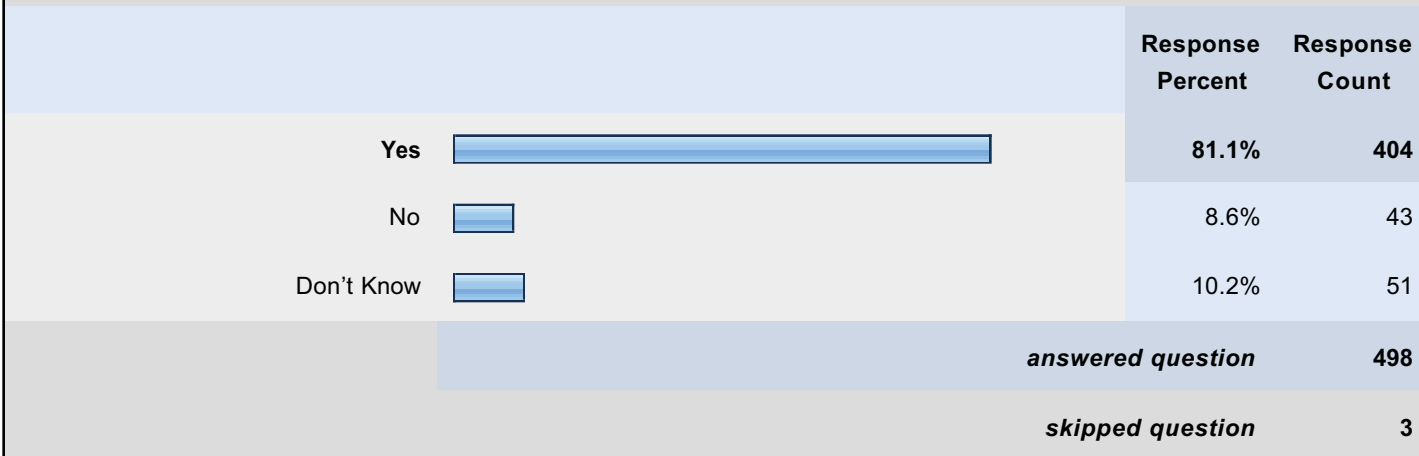
3. How long do your visits usually last?

	Response Percent	Response Count
Less than 1 hour 	9.4%	47
1 to less than 2 hours 	32.1%	160
2 to less than 3 hours 	28.7%	143
3 hours or more 	27.3%	136
Don't know 	2.4%	12
<i>answered question</i>		498
<i>skipped question</i>		3


4. How do you travel to downtown? (Please check all that apply)




5. If Bernard Avenue was redesigned to be more pedestrian friendly such as incorporating larger sidewalks with enhanced space for retail and outdoor café seating, street furniture and public art, would downtown become a destination more often?



6. Would you most likely extend the duration of your visit?








7. If the number of on-street parking stalls were reduced along Bernard Avenue by 62 stalls, to accommodate pedestrian enhanced activities such as shopping, dining, strolling, or accessing professional services, would it be a deterrent for you to come downtown?



8. Are there downtowns in other cities that you like and that you feel are good examples for Kelowna?






9. What mode of transportation would you likely take to visit downtown if you didn't drive? (Please check all that apply)

	Response Percent	Response Count
Transit 	31.7%	158
Car pool 	17.1%	85
Cycle 	44.4%	221
Walk 	43.4%	216
None, I can't part with my vehicle 	16.1%	80
<i>answered question</i>		498
<i>skipped question</i>		3




10. What other enhancements or ideas would you like to see as part of the redesign of Bernard Avenue?

	Response Count
	317
<i>answered question</i>	317
<i>skipped question</i>	184

11. Two design options for Bernard Avenue are under consideration. Scenario 1. Angle parking would be retained. Sidewalk would include an unimpeded width of 2.0m for pedestrian mobility and a 1.3m width for merchant displays and outdoor cafe seating. Scenario 2. Angle parking would be converted to parallel parking. Sidewalks would include an unimpeded width of 2.3m for pedestrian mobility and a 3.0m width for merchant displays and outdoor cafe seating.

	Response Percent	Response Count
Scenario 1 (Enhanced Existing – Angle Parking with 3 lanes) 	33.9%	169
Scenario 2 (Wider sidewalks – Parallel Parking with 3 lanes) 	55.2%	275
Undecided 	10.8%	54
<i>answered question</i>		498
<i>skipped question</i>		3







12. Have you participated in any of the three Bernard Avenue Revitalization workshops held this year?

	Response Percent	Response Count
Yes 	7.2%	36
No 	91.6%	456
Don't know 	1.2%	6
<i>answered question</i>		498
<i>skipped question</i>		3

13. Postal Code;

	Response Count
	498
<i>answered question</i>	498
<i>skipped question</i>	3

14. What is your age?

	Response Percent	Response Count
Under 18 	1.8%	9
19 to 28 	18.3%	91
29 to 38 	19.9%	99
39 to 48 	16.7%	83
49 to 59 	24.5%	122
60+ 	18.9%	94
<i>answered question</i>		498
<i>skipped question</i>		3

15. You are eligible for a draw for a \$50 gift certificate for downtown. Enter to win!

		Response Percent	Response Count
Name:	<input type="text"/>	99.7%	355
Address:	<input type="text"/>	96.6%	344
Address 2:	<input type="text"/>	4.2%	15
City/Province	<input type="text"/>	98.0%	349
Postal Code	<input type="text"/>	96.1%	342
Email Address:	<input type="text"/>	92.7%	330
Phone Number:	<input type="text"/>	93.3%	332
		<i>answered question</i>	356
		<i>skipped question</i>	145